

MULTIPLE CAMERA SYSTEM - Q-View™ QHD - Wall Mount



DESCRIPTION

Videolarm's Q-View™ QOD recessed ceiling dome offers a multi-camera system in one package. Cameras inside the 12" dome are mounted to fully articulated, segmented brackets which can be adjusted to fit a wide range of viewing angles. Each unit features up to four cameras, with a choice of hi-res black and white, standard or hi-res color, or hi-res day/night cameras available, with fixed, vari-focal, or auto iris vari-focal lenses. The top of the housing, constructed from fire-rated ABS plastic, is completely enclosed.

FEATURES

- Includes up to three cameras with separate BNC outputs for each, one power lead
- Fully adjustable, segmented mounting arms
- Tinted, cell-cast acrylic dome (1 F-stop light reduction)
- 18-gauge steel mounting frames
- Complete with gold and silver accent trim

CAMERA/LENS CHOICES

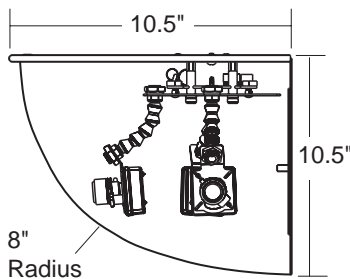
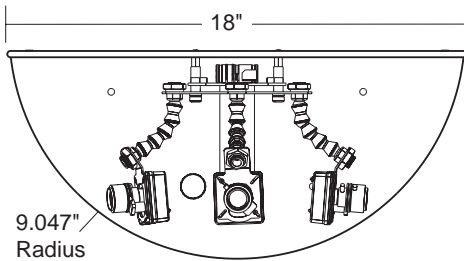
- Hi-res b/w
- Standard or hi res color
- Hi-res day/night
- Fixed 3.6mm
- Vari-focal 4-8mm
- Auto iris 4-9mm (color units only)

CERTIFICATIONS

- Complies with Part 15 of the FCC Rules

ARCHITECTURAL/ENGINEERING SPECIFICATIONS

The QHD shall include as many as three cameras mounted upon segmented, adjustable arms. A choice of hi-res black and white, standard or hi-res color, or hi-res day/night cameras shall be offered, with a choice of 3.6mm fixed or 4-8mm manual vari-focal lenses on all cameras, and the additional choice of 4-9mm auto iris vari-focal lens on the standard and hi-res color units. Units shall include a tinted cell-cast acrylic half-dome, 1 F-stop light reduction. It shall be attached to an 18-gauge steel mounting frame which shall completely enclose the cameras and shall be designed for wall mounting. The unit shall have the ability to be wall mounted at any height. Gold and silver accent trim shall also be included. The QHD shall include (1) 15-28 VAC or VDC power input for the entire system. BNC connectors, one per camera on three-foot coax cable, shall connect to incoming video inputs. Fused surge protection for each camera shall be standard. All equipment shall be factory wired and ready to install. A factory installed NVT twisted pair module shall be available as an option.



ELECTRICAL SPECIFICATIONS

15 - 28 VAC or VDC power input. Must be a regulated power supply
 Power 10 watts for 4 cameras (100mA/camera)
 Video Connector 1 BNC per camera, surge Protection for each camera

CAMERA SPECIFICATIONS - see page 19

MECHANICAL SPECIFICATIONS

Size (hwxwd): 8.125" x 18" x 10.5"
 Weight: 14 lbs.
 Construction:
 Frame: 18-gauge steel
 Dome: Cell-cast acrylic
 Components:
 Articulated Brackets: Segmented, three-axis adjustable arms

FACTORY INSTALLED OPTION



- NVT twisted pair transmitter module (customer must purchase video receiver from NVT)

SHIPPING SPECIFICATIONS

Model	Unit Weight	Shipping Weight	Shipping Box Dim.
QHD	14 lbs	18 Grd/19 Air*	21 x 14 x 12*

* Shipping weights depend on box dimensions.

MULTIPLE CAMERA SYSTEM - Camera/Lens Specifications

CAMERA SPECIFICATIONS

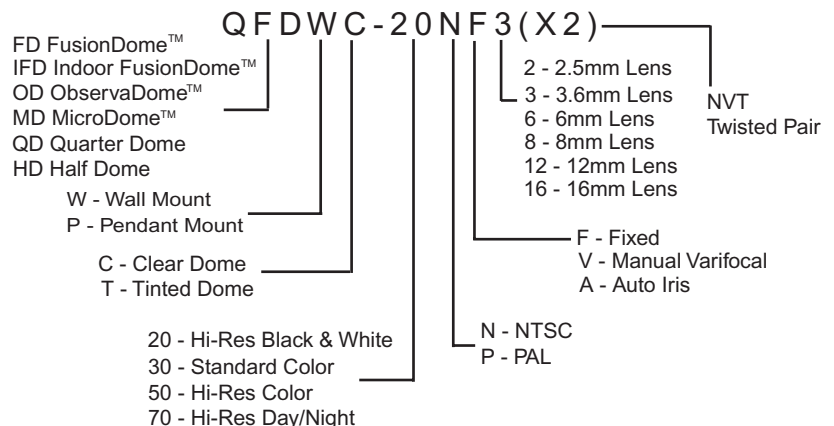
	Hi-Resolution B/W Camera	Standard Color Camera	Hi-Resolution Color Camera	Hi-Resolution Day and Night Camera
Signal System	EIA or CCIR	NTSC or PAL	NTSC or PAL	NTSC or PAL
Imager	1/3" CCD	1/3" CCD	1/3" CCD	1/3" CCD
Scanning System	2:1 Interlaced	2:1 Interlaced	2:1 Interlaced	2:1 Interlaced
Synchronizing System	12 VDC internal	12 VDC internal	12 VDC internal	12 VDC internal, 24 VAC line lock ²
Horizontal Resolution	570 TV Lines	350 TV Lines	480 TV Lines	480 TV Lines
Signal-to-Noise Ratio	More than 48 dB	50 dB or better	50 dB or better	50 dB or better
Minimum Illumination	0.08 Lux (F1.2)	0.3 Lux (F1.2)	0.4 Lux (F1.2)	Color - 0.4 Lux (F1.2) B/W - 0.08 Lux (F1.2) Switches to B/W at 1.6 Lux
Video Output	1Vp-p 75 ohm composite	1Vp-p 75 ohm composite	1Vp-p 75 ohm composite	1Vp-p 75 ohm composite
Gain Control	Auto	ON/OFF selectable dip switch	ON/OFF selectable dip switch	ON/OFF selectable dip switch
Electronic Iris	Auto	ON/OFF selectable dip switch	ON/OFF selectable dip switch	ON/OFF selectable dip switch
Auto Iris Control	DC Drive Iris Control w/adjustable level	DC Drive Iris Control w/adjustable level	DC Drive Iris Control w/adjustable level	DC Drive Iris Control w/adjustable level
Switchable Shutter Speed	1/50 1/60 - 1/100,000 sec.	Manual: 1/60, 1/100, 1/1000, 1/100000 dip switch	Manual: 1/60, 1/100, 1/1000, 1/100000 dip switch	Manual: 1/60, 1/100, 1/1000, 1/100000 dip switch
White Balance	N/A	AWB/Indoor/Outdoor/ATW	AWB/Indoor/Outdoor/ATW	AWB/Indoor/Outdoor/ATW
Flickerless	N/A	ON/OFF selectable dip switch	ON/OFF selectable dip switch	ON/OFF selectable dip switch
Backlight Compensation	Auto	ON/OFF selectable dip switch	ON/OFF selectable dip switch	ON/OFF selectable dip switch
Lenses	2.5,3.6,6,8,12,16mm Fixed 4-8mm Fixed Iris Varifocal 3.5-8mm Auto-Iris Varifocal	2.5,3.6,6,8,12,16mm Fixed 4-8mm Fixed Iris Varifocal 4-9mm Auto-Iris Varifocal	2.5,3.6,6,8,12,16mm Fixed 4-8mm Fixed Iris Varifocal 4-9mm Auto-Iris Varifocal	2.5,3.6,6,8,12,16mm Fixed 4-8mm Fixed Iris Varifocal 4-9mm Auto-Iris Varifocal

Multiple Camera System

LENS SPECIFICATIONS

FIXED LENSES						
Focal Length	2.5mm	3.6mm	6mm	8mm	12mm	16mm
Format Size	1/3"	1/3"	1/3"	1/3"	1/3"	1/3"
Relative Aperture (F)	2.0	2.0	2.0	2.0	2.0	2.0

Models Chart for Q-View™



Product specifications are subject to change without notice.