

WALL AND CORNER HOUSINGS - QD8T/HD7T



QD8T



HD7T

Complete with gold and silver trim!

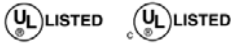
DESCRIPTION

These two discreet indoor domes are designed to work well in office, hallway and conference room locations. Each dome is tinted acrylic and comes with a camera bracket. The half dome design of the HD7T allows it to fit in any location along side or end walls. The QD8T's low profile is well-suited for corner mounting.

FEATURES

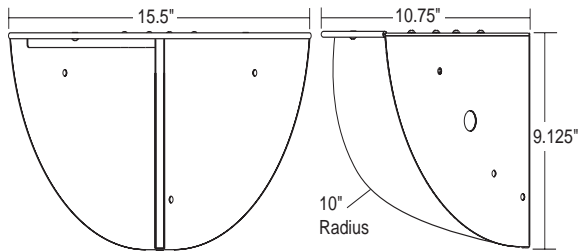
- Domes formed from tinted, cell-cast acrylic
- Mounting frames constructed from 18-gauge steel
- Both models come complete with fully adjustable steel camera bracket
- Tinted acrylic causes approximately 1 F-stop light reduction
- QD8T can be mounted at any height on corner; HD7T against ceiling at any location along side or end walls
- Complete with gold and silver accent trim
- QD8T available as Q-View™ model with two cameras
- HD7T available as Q-View™ model with three cameras

CERTIFICATIONS

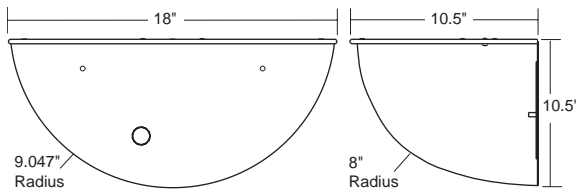


ARCHITECTURAL/ENGINEERING SPECIFICATIONS

Both HD7T and QD8T indoor housings shall come standard with a fully adjustable steel camera bracket. The tinted cell-cast acrylic (1 F-stop light reduction) dome shall attach to an 18-gauge steel mounting frame. This frame will attach directly to desired wall or corner. Gold and silver accent trim rings shall also be included.



QD8T



HD7T

MODELS

HD7T - 8" diameter tinted dome with fully adjustable camera bracket, mounting frame, and gold and silver accent trim.

QD8T - 8" diameter tinted dome with fully adjustable camera bracket, mounting frame, and gold and silver accent trim.

SHIPPING SPECIFICATIONS

Model	Unit Weight	Shipping Weight	Shipping Box Dim.
HD7T	8 lbs	9 Grd/19 Air	21 x 14 x 12
QD8T	6 lbs	7 Grd/16 Air	15 x 14.5 x 13

* Shipping weights depend on box dimensions.